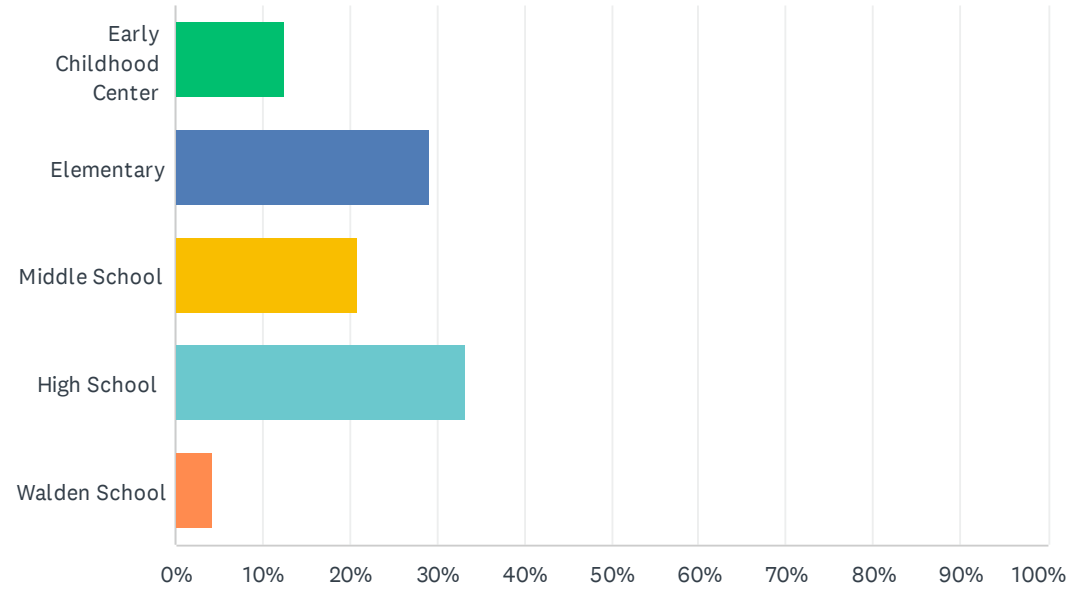


Q1 Which program is your child enrolled in?

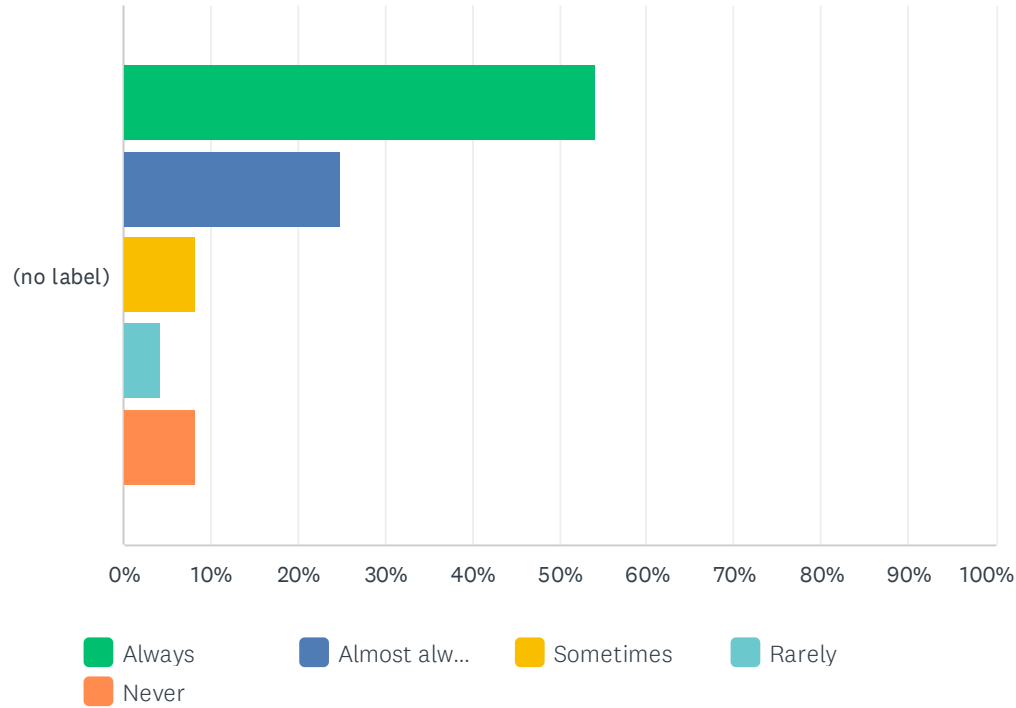
Answered: 24 Skipped: 0



ANSWER CHOICES	RESPONSES	
Early Childhood Center	12.50%	3
Elementary	29.17%	7
Middle School	20.83%	5
High School	33.33%	8
Walden School	4.17%	1
TOTAL		24

Q2 When I come to the TLC campus, I feel welcome.

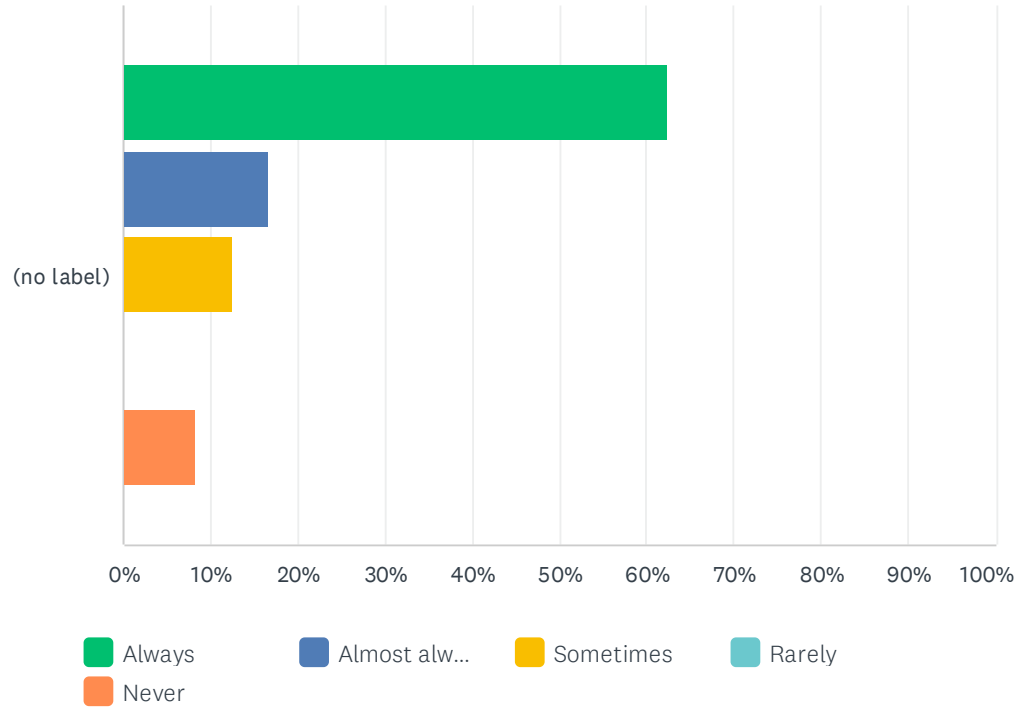
Answered: 24 Skipped: 0



	ALWAYS	ALMOST ALWAYS	SOMETIMES	RARELY	NEVER	TOTAL	WEIGHTED AVERAGE
(no label)	54.17% 13	25.00% 6	8.33% 2	4.17% 1	8.33% 2	24	4.13

Q4 I am treated with respect at this school.

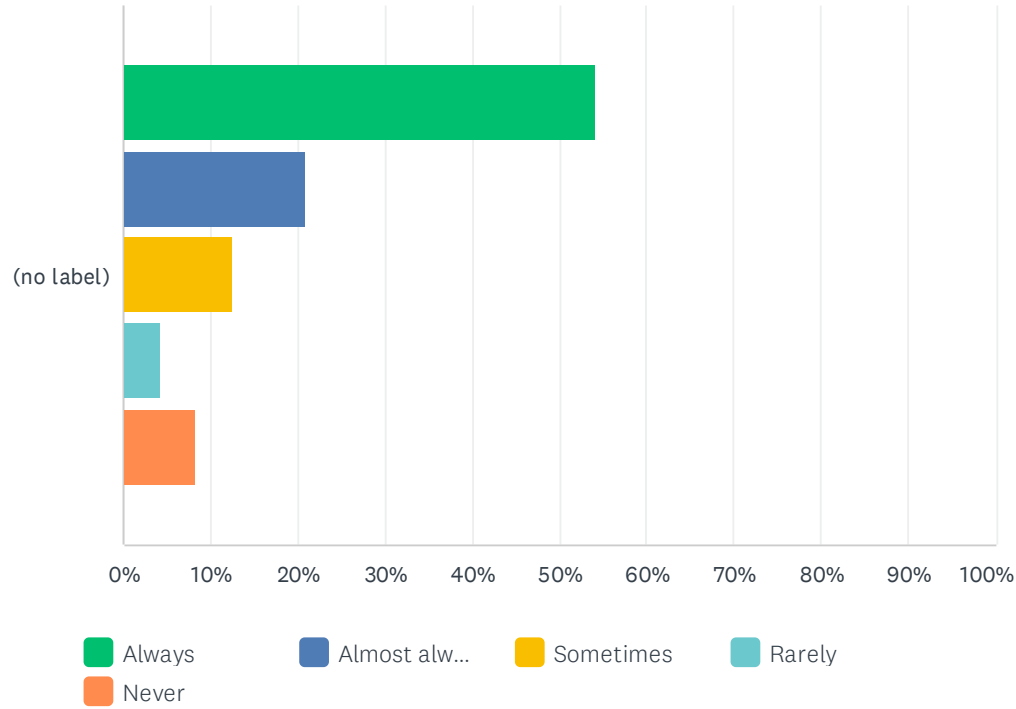
Answered: 24 Skipped: 0



	ALWAYS	ALMOST ALWAYS	SOMETIMES	RARELY	NEVER	TOTAL	WEIGHTED AVERAGE
(no label)	62.50% 15	16.67% 4	12.50% 3	0.00% 0	8.33% 2	24	3.58

Q5 The school respects my cultural heritage.

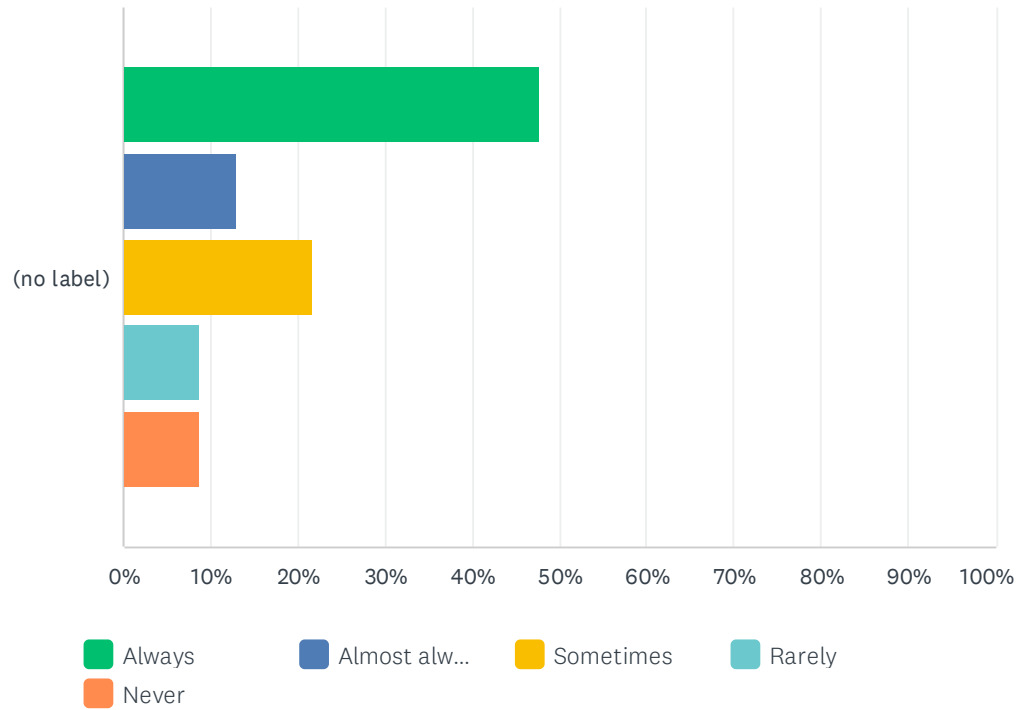
Answered: 24 Skipped: 0



	ALWAYS	ALMOST ALWAYS	SOMETIMES	RARELY	NEVER	TOTAL	WEIGHTED AVERAGE
(no label)	54.17% 13	20.83% 5	12.50% 3	4.17% 1	8.33% 2	24	4.08

Q6 Students at my child's school are treated fairly no matter what their race or cultural background.

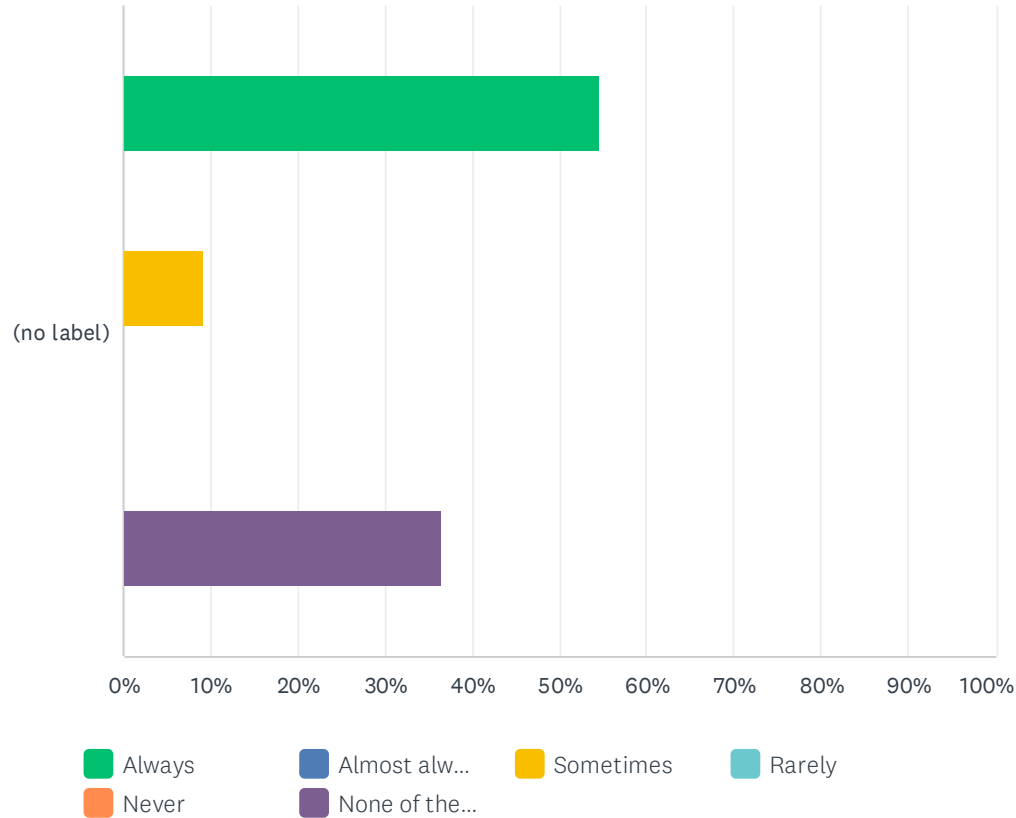
Answered: 23 Skipped: 1



	ALWAYS	ALMOST ALWAYS	SOMETIMES	RARELY	NEVER	TOTAL	WEIGHTED AVERAGE
(no label)	47.83% 11	13.04% 3	21.74% 5	8.70% 2	8.70% 2	23	3.83

Q7 I feel welcome at the The Learning Center Parent Association (TLCPA) meetings.

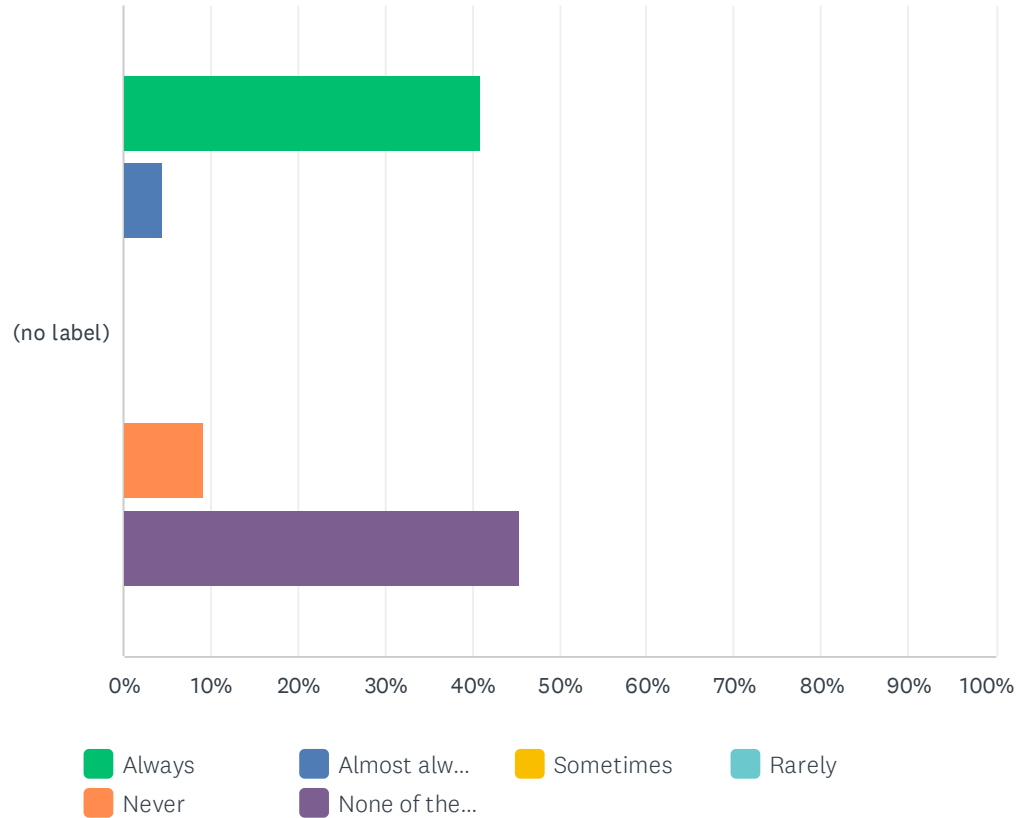
Answered: 22 Skipped: 2



	ALWAYS	ALMOST ALWAYS	SOMETIMES	RARELY	NEVER	NONE OF THE ABOVE	TOTAL	WEIGHTED AVERAGE
(no label)	54.55% 12	0.00% 0	9.09% 2	0.00% 0	0.00% 0	36.36% 8	22	4.71

Q8 I feel welcome at the Parent Advisory Group (PAG) meetings.

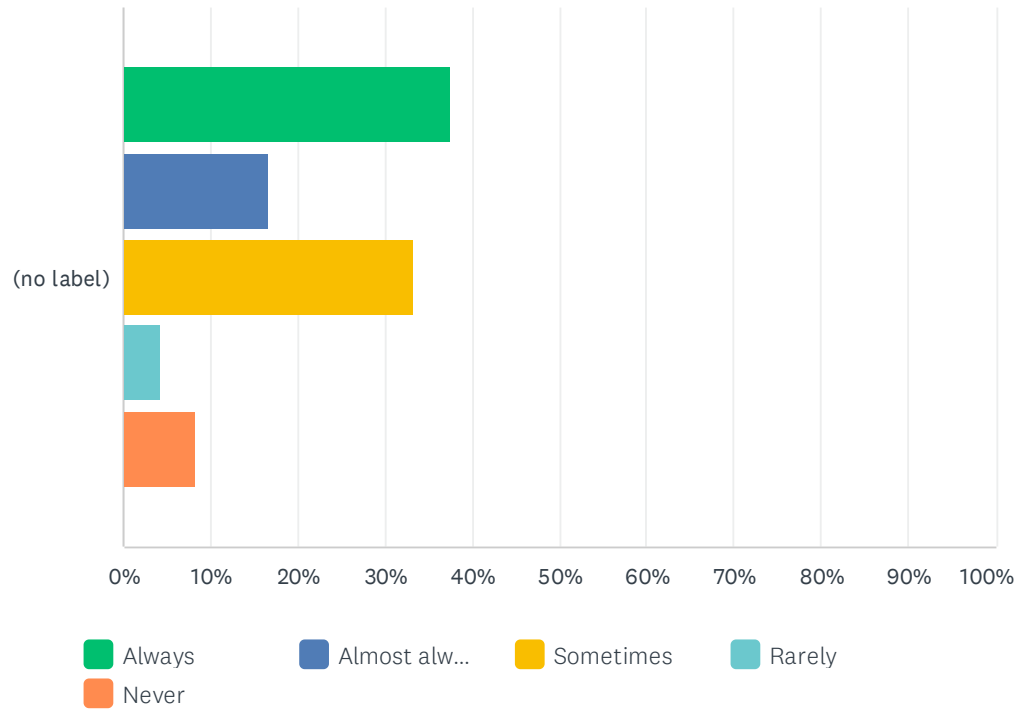
Answered: 22 Skipped: 2



	ALWAYS	ALMOST ALWAYS	SOMETIMES	RARELY	NEVER	NONE OF THE ABOVE	TOTAL	WEIGHTED AVERAGE
(no label)	40.91% 9	4.55% 1	0.00% 0	0.00% 0	9.09% 2	45.45% 10	22	4.25

Q9 I am satisfied with the communication between the school team (teacher, principal, counselor, support staff) and home.

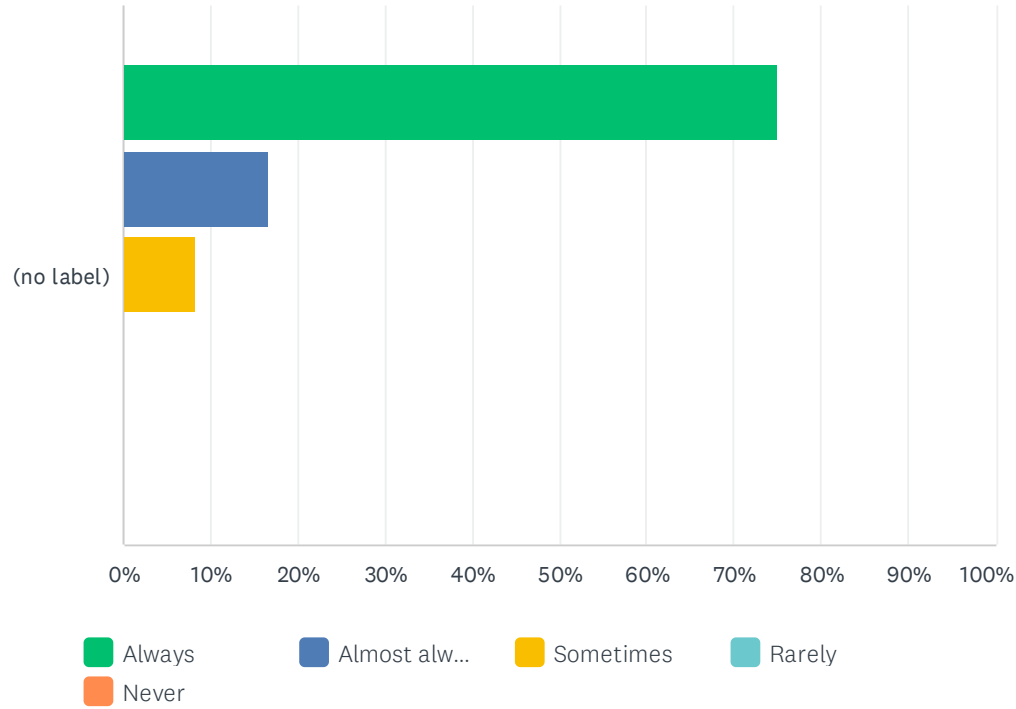
Answered: 24 Skipped: 0



	ALWAYS	ALMOST ALWAYS	SOMETIMES	RARELY	NEVER	TOTAL	WEIGHTED AVERAGE
(no label)	37.50% 9	16.67% 4	33.33% 8	4.17% 1	8.33% 2	24	3.71

Q10 Interpreters/translators are easily accessible if I need one.

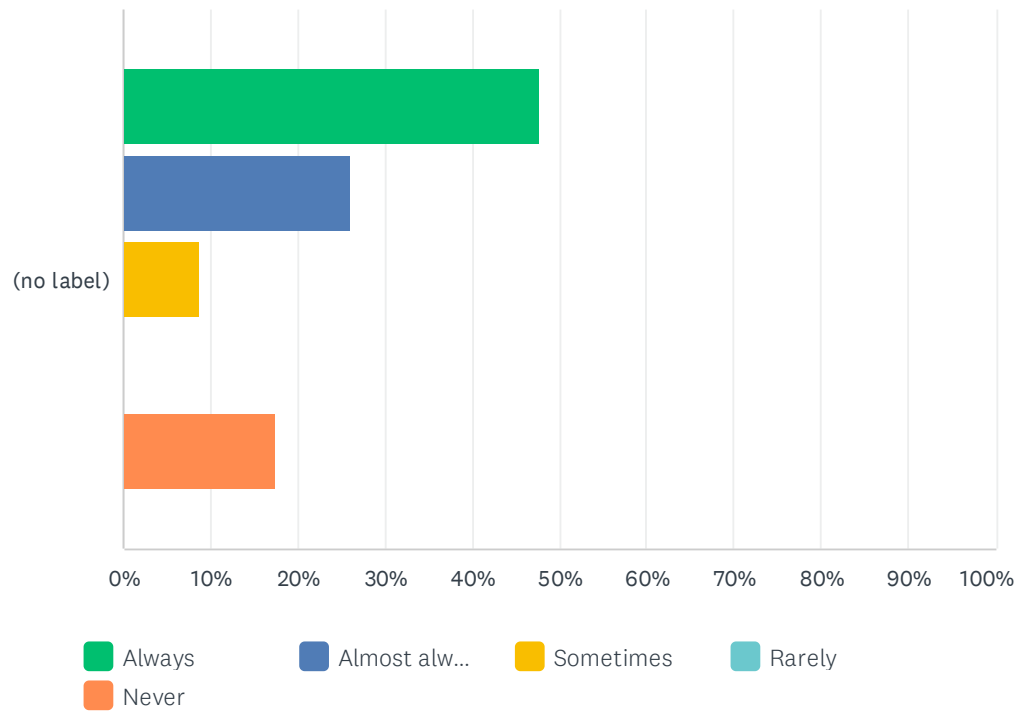
Answered: 24 Skipped: 0



	ALWAYS	ALMOST ALWAYS	SOMETIMES	RARELY	NEVER	TOTAL	WEIGHTED AVERAGE
(no label)	75.00% 18	16.67% 4	8.33% 2	0.00% 0	0.00% 0	24	4.67

Q11 I find the information in the Student Caregiver Handbook accessible. (I know where to find it and can access information in it.)

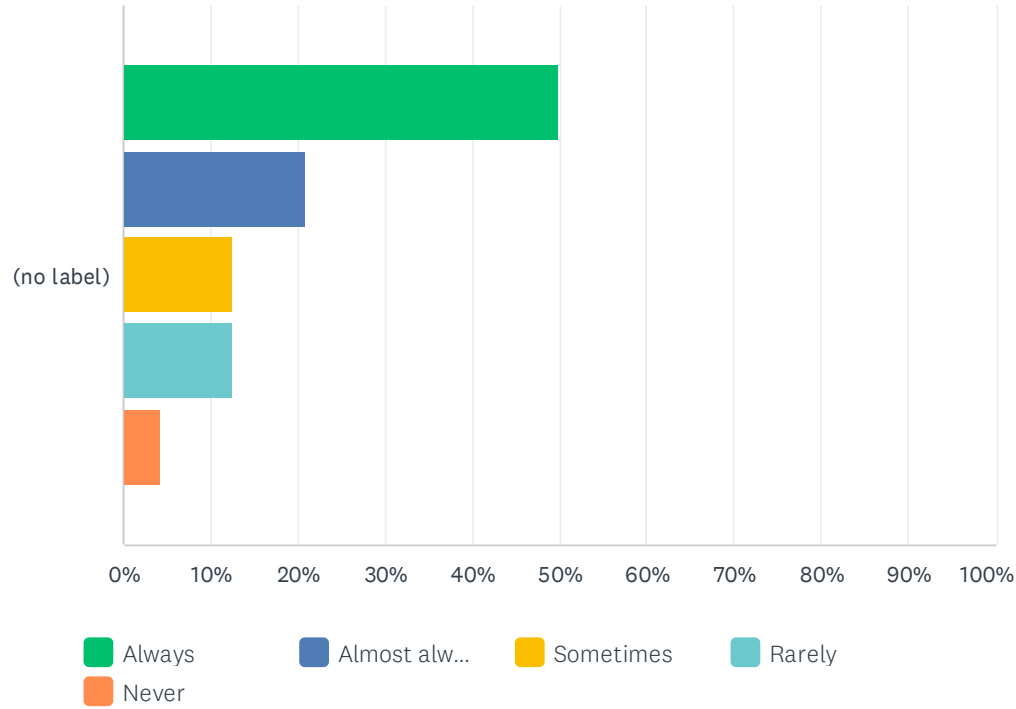
Answered: 23 Skipped: 1



	ALWAYS	ALMOST ALWAYS	SOMETIMES	RARELY	NEVER	TOTAL	WEIGHTED AVERAGE
(no label)	47.83% 11	26.09% 6	8.70% 2	0.00% 0	17.39% 4	23	3.87

Q12 Do you feel comfortable and heard before, during and after the IEP meeting?

Answered: 24 Skipped: 0



	ALWAYS	ALMOST ALWAYS	SOMETIMES	RARELY	NEVER	TOTAL	WEIGHTED AVERAGE
(no label)	50.00% 12	20.83% 5	12.50% 3	12.50% 3	4.17% 1	24	4.00